

“ Ayak bastığınız her yerdeyiz
We are in every place where you step in ”





**Doğanın güzelliklerini
yaşadığınız ortamlarla buluşturuyoruz**

**We bring the beauty of nature together
with the environment you live in**



Hakkımızda

Özçete Karo olarak, 1972 yılından bugüne, inşaat sektörünün gereksinim duyduğu yapı elemanlarını üretmekteyiz.

İtalya'da uygulanmaya başlanan, bölgemizde ise ilk kez firmamız tarafından, Alman ve İtalyan makineleri ile imalatına başladığımız Tek Tabaka Terrazo Karo (Suni Mermer Plak) ile ürünlerimizi daha kaliteli ve yeni seçeneklerle sizlere sunma gayreti içindeyiz.

Otomasyonlu tesislerimizde TSE standartlarına uygun olarak, beton parke taşları, beton bordür ve park bahçe elemanlarından oluşan ürün yelpazemizde bölgemizde lider olmanın verdiği sorumluluğun farkındayız.

Uluslararası standartlara bağlı kalarak, alanında uzman ekibimiz ve bilgi birikimimizle, üretimin her aşamasında laboratuvarımızda süreç takibi ve kalite uygunluk kontrolleri yapmaktayız.

Ürünlerimizi, daha sağlam ve fonksiyonel şekilde sunmak amacıyla, sektörümüzdeki teknolojik gelişmeleri yakından izlemekte ve uygulamaktayız.

İmalatımızda kullanılan hammaddeler, ülkemizin farklı bölgelerinden seçilerek, son teknoloji makinelerimizde işlenmekte ve siz değerli müşterilerimize kalıcı güzellikler olarak geri dönmektedir.

About us

As Özçete Karo, since 1972 we have been producing building elements demanded by the construction industry.

With Single Layer Terrazo Tiles (Artificial Marble Plate), which we have started to produce with German and Italian Machines, we strive to present you our products with a higher quality and new options.

We are aware of our responsibility of being the leader in our region, with our automated facilities by providing a wide range of products including concrete paving blocks, concrete kerbstone and park garden products in accordance with TSE standards.

By adhering to international standards, we apply process monitoring and quality compliance controls in our laboratory at every stage of our production with our expert team and with our knowledge based on experience.

We follow closely the latest technological developments in our sector with a view to presenting our products in a more firm and functional manner.

The raw materials, which we use in our production, are selected from different regions of our country, processed in our state-of-the-art machinery and presented to you as valuable enduring beauties.



KALİTE BELGELERİMİZ BRAND REGISTRATION



MARKA TESCİLİ
BRAND REGISTRATION



İÇ MEKAN
INTERIORS



MERDİVEN BASAMAĞI
STAIRS



DIŞ MEKAN
EXTERIOR
APPLICATIONS



ISO 9001:2008



YERLİ MALİ BELGESİ
DOMESTIC GOODS
CERTIFICATE



GÖRME ENGELLİ
VISUALLY IMPAIRED



BETON PARKE TAŞ
CONCRETE PARQUET STONE




BORDÜR
BORDER



YAĞMUR OLUĞU
GROOVE STONE

YER DÖŞEMELERİ EBAT VE KALINLIK SEÇENEKLERİ SIZE AND THICKNESS OPTIONS FOR FLOOR COVERINGS



YÜZEY İŞLEMLERİ / SURFACE FINISHING PROCESSES



CİLALI
POLISHED



ESKİTME
WEAR (BRUSHED)



KUMLAMA
SAND BLASTING



MUCARTA
BUSH HAMMERED



WASHBETON
WASHCONCRETE



İÇ MEKAN / MERMER AGREGALI TERRAZO KARO INTERIOR / MARBLE AGGREGATE TERRAZO TILE




C500



C502



C355



C105




C370



C205




C850




C750




C395



C220



C330



C225

Terrazo (suni mermer) karolar; deęişik boyutlarda agregalarla (doęal granit, mermer, kuvars-silis) ve baęlayıcı olarak imento kullanılarak, kompoze hammadde karışımını robotize yüksek basın altında sıkıştırılarak üretilen döşeme kaplama malzemesidir.


İ mekân Terrazo karo agregalarımız; Mermer, Granit, Kuvars-Silis+Mermer, Kuvars Silis agrega kullanılarak üretilmektedir.

Terrazo (artificial marble) tile is a floor covering material produced with different sizes of aggregates (natural granite, marble, quartz-silica), using cement as binder, by compressing a raw material mixture of composites under robotized high pressure. Interior Terrazo tile aggregates; are produced using Marble, Granite, Quartz-Silica + Marble, Quartz Silica aggregates.


İÇ MEKAN / MERMER AGREGALI TERRAZO KARO
INTERIOR / MARBLE AGGREGATE TERRAZO TILE




C270




C210



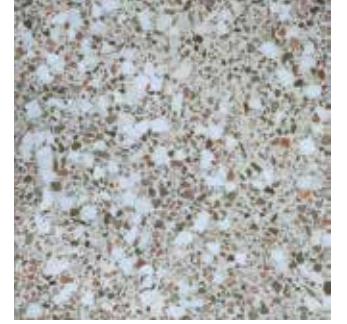
C275




C410




C455



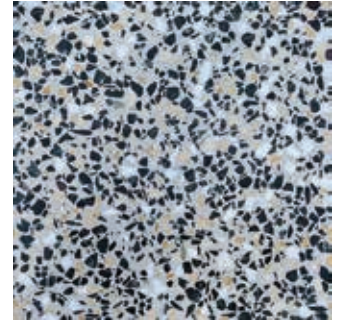
C413



C015




C950




C010



C150



C460



C110

EBAT DIMENSIONS	TEK TABAKA SINGLE LAYER	ÇİFT TABAKA DOUBLE LAYER	YÜZEY İŞLEMİ SURFACE	ÜRÜN ÇEŞİTLERİ PRODUCT TYPES
33x33x1.9	X		Cilalı Polished	PB, H, P
40x40x2.0	X		Cilalı Polished	PB, H, P
30x30x2.8		X	Cilalı Polished	PB, H, P
40x40x2.7 - 3.2		X	Cilalı Polished	PB, H, P


Prekast Basamak Precast stairs (PB) Harpuşta capstone (H) Parapet (P)



İÇ MEKAN / SİLİS AGREGALI TERRAZO KARO
INTERIOR / QUARTZ SILICA MARBLE AGGREGATE TERRAZZO TILE



KS050



KS060



KS070

İÇ MEKAN / KUVARS SİLİS MERMER AGREGALI TERRAZO KARO
INTERIOR / QUARTZ SILICA MARBLE AGGREGATE TERRAZZO TILE




GC050




GC055



GC850



GC10



GC060




İÇ MEKAN / GRANİT AGREGALI TERRAZO KARO
INTERIOR / GRANITE AGGREGATE TERRAZZO TILE




GRC010



GRC045




GRC020




GRC035




GRC040



GRC095



GRC065



GRC070



GRC075



GRC080



GRC085



GRC090

EBAT DIMENSIONS	TEK TABAKA SINGLE LAYER	ÇİFT TABAKA DOUBLE LAYER	YÜZEY İŞLEMİ SURFACE	ÜRÜN ÇEŞİTLERİ PRODUCT TYPES
33x33x1.9	X		Cilalı Polished	PB, H, P
40x40x2.0	X		Cilalı Polished	PB, H, P
30x30x2.8		X	Cilalı Polished	PB, H, P
40x40x2.7 - 3.2		X	Cilalı Polished	PB, H, P



DIŐ MEKAN / TRETUVAR TERRAZO KARO (KAROSİMAN) OUTDOOR TILE / SIDEWALK PAVEMENT TERRAZZO



TO070



TÖ055



TD070



TP060



TP070



TD050




TÖ070




TR0L070

EBAT SEÇENEKLERİ DIMENSIONS	ÇİFT TABAKA DOUBLE LAYER
30x30x3.0	X
40x40x3.5	X




Parke desen Parquet pattern




Dairesel desen Circular pattern

DIŐ MEKAN / TRETUVAR TERRAZO KARO (KAROSİMAN)
OUTDOOR TILE / SIDEWALK PAVEMENT TERRAZZO






DIŐ MEKAN / WASHBETON YÜZEY İŐLEMLİ TERRAZO KARO
OUTDOOR / WASH CONCRETE SURFACE TREATED TERRAZZO TILE



WB050



WB070



WB090



WB060



WB075




WB066



WB056



WB067



WB076



WB065



WB092



WB095

EBAT DIMENSIONS	TEK TABAKA SINGLE LAYER	ÇİFT TABAKA DOUBLE LAYER	YÜZEY İŐLEMi SURFACE	ÜRÜN ÇEŐİTLERİ PRODUCT TYPES
40x40x3.5		X	Washbeton Wash Concrete	PB, H, P

Prekast Basamak Precast stairs (PB) HarpuŐta capstone (H) Parapet (P)

DIŞ MEKAN / WASHBETON YÜZEY İŞLEMLİ PARK BAHÇE ELEMANLARI
OUTDOOR / WASH CONCRETE SURFACE TREATMENT PARK GARDEN ELEMENTS



WASHBETON ADIM TAŞI
 WASH CONCRETE STEPPING STONES
 40x80x4.0
 40x120x4.0



WASHBETON DAİRESEL ADIM TAŞI
 WASH CONCRETE CIRCULAR
 STEPPING-STONE
 R:50



WASHBETON BORDÜR
 CONCRETE KERB STONE
 10x70x15




DIŐ MEKAN / ÖZEL ÜRETİM TERRAZO KARO OUTDOOR / SPECIAL PRODUCTION TERRAZZO TILE

Terrazo (suni mermer) karolar; deęişik boyutlarda agregalarla (doęal granit, mermer, kuvars-silis) ve baęlayıcı olarak, çimento kullanılarak, kompoze hammadde karışımını robotize yüksek basınç altında sıkıştırılmış üretilen döşeme kaplama malzemesidir.

Diő mekan TERRAZO karo agregalarımız; Mermer Andezit Bazalt, Granit ve Kuvars silis agrega kullanılarak üretilmektedir.

Terrazo (artificial marble) tile is a floor covering material produced with different sizes of aggregates (natural granite, marble, quartz-silica), using cement as binder, by compressing a raw material mixture of composites under robotized high pressure. Outdoor Terrazo tile aggregates are produced using Marble Andesite Basalt, Granite and Quartz-Silica aggregates.

Eskitme (Patinatolu) Wear (Brushed)




PAT 050




PAT 395



PAT 460



PAT 420



PAT 095



PAT 055

Kuvar Silis Katkılı Quartz Silica Mix



KS050



KS060



KS070

EBAT DIMENSIONS	TEK TABAKALI SINGLE LAYER	ÇİFT TABAKALI DOUBLE LAYER	YÜZEY İŐLEMİ SURFACE	ÜRÜNÇEŐİTLERİ PRODUCT TYPES
40x40x2.8	X		Kumlama, Patinatolu, Mucarta	PB, H, P
30x30x2.6	X		Kumlama, Patinatolu, Mucarta	PB, H, P
40x40x2.7 - 3.2		X	Kumlama, Patinatolu, Mucarta	PB, H, P.

Prekast Basamak Precast stairs (PB) Harpuőta capstone (H) Parapet (P)


Kumlama Sand Blasting, Patinatolu Patinato, Mucarta Bush Hammered

DIŐ MEKAN / ÖZEL ÜRETİM TERRAZZO KARO
OUTDOOR / SPECIAL PRODUCTION TERRAZZO TILE

Bazalt Agregalı Basalt Aggregate



GCB065




GCB090

Andezit Agregalı Andesite Aggregate



GCA075



GCA095

Granit Agregalı Granite Aggregate



GC050




GC080




GC085



DIŐ MEKAN / KUMLAMA YÜZEY İŐLEMLİ TERRAZZO KARO
OUTDOOR / SAND BLAST SURFACE TREATED TERRAZZO TILE




UZAYYOLU DESEN SPACE PATTERN



DAİRESEL DESEN CIRCULAR PATTERN



PİRAMİT DESEN PYRAMID PATTERN



KARE DESEN SQUARE PATTERN



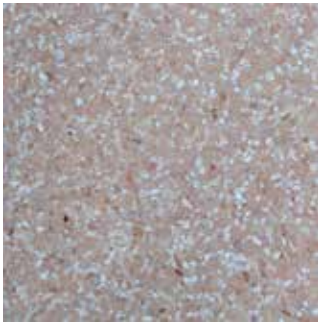
BAKLAVA DESEN DIAMOND PATTERN



ÇERÇEVELİ DESEN FRAMED PATTERN



YILDIZ DESEN STAR PATTERN



C270
DÜZ KUMLAMA
FLAT SANDBLASTING



C395
DÜZ KUMLAMA
FLAT SANDBLASTING




C850
DÜZ KUMLAMA
FLAT SANDBLASTING

EBAT DIMENSIONS	TEK TABAKALI SINGLE LAYER	ÇİFT TABAKALI DOUBLE LAYER	YÜZEY İŞLEMİ SURFACE	ÜRÜNÇEŞİTLERİ PRODUCT TYPES
40x40x2.0	X		Kumlama Sand Blasting	PB, H, P.
40x40x2.7-3,2		X	Kumlama Sand Blasting	PB, H, P

Prekast Basamak Precast stairs (PB) Harpuşa capstone (H) Parapet (P)
Kumlama Sand Blasting, Patinatolu Patinato, Mucarta Bush Hammered

DIŞ MEKAN / GÖRME ENGELLİ TERRAZO KARO (HİSSEDİLEBİLİR YÜZEYLİ) OUTDOOR / TERRAZZO TILE FOR VISUALLY IMPAIRED (WITH SENSIBLE SURFACE)



TIZ060
Uyarıcı Başlangıç Bitiş
Start Finish Warning



TBB060
İz Sürme
Trailing



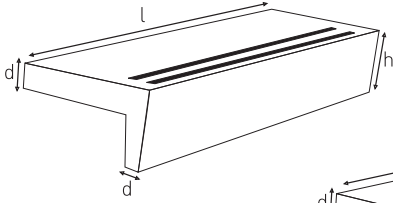
EBAT DIMENSIONS	ÇİFT TABAKA DOUBLE LAYER
30x30x3.0	X
40x40x3.9	X



PREKAST ÜRÜNLER / PRECAST PRODUCTS

Prekast ürünler Terrazo karo koleksiyonunun tamamlayıcı ürünleridir. İhtiyacınıza göre size özel üretilir
Precast products are those products which are complementary to TERRAZO Tile Collection. They provide harmony and contrast demanded in the locations.

L BASAMAK L STAIRS

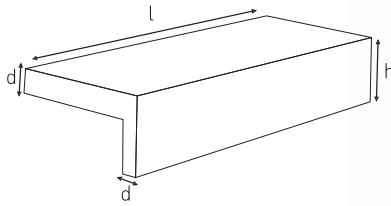


$$l < 150$$

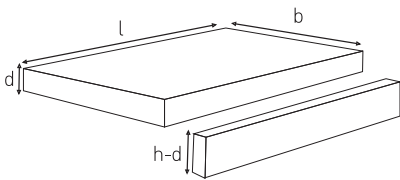
$$g < 40$$

$$h < 19$$

$$d: \text{min. } 4.5 \text{ cm}$$



İKİ PARÇALI BASAMAK TWO-PIECE STAIRS



$$l < 150$$

$$g < 40$$

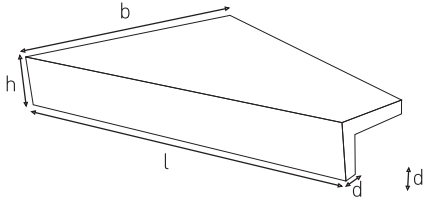
$$h < 19$$

$$d: \text{min. } 4.5 \text{ cm}$$



PREKAST ÜRÜNLER / PRECAST PRODUCTS

DÖNER BASAMAK WINDING STAIRS



$l < 150$
 $g < 40$
 $h < 19$
 $d: \text{min. } 4.5 \text{ cm}$



Kaydırmazlık Bant
 Seçenekleri
 Options of
 Antislip Strips



Kumlama Bant
 Sand Blasted Tape



Tarama Bant
 Hachure Tape






PREKAST ÜRÜNLER / PRECAST PRODUCTS

LİMONLUK CONSERVATORY



İstenilen ölçüye göre üretilir
It is produced according to the desired measure.

SÜPÜRGELİK BASEBOARD

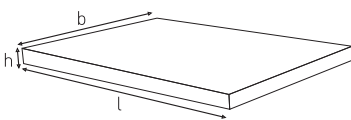


7x30 - 7x33 - 7x40 - 10x40


DENİZLİK SILL



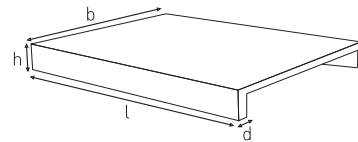
$l < 150$
 $g < 40$
 h : min. 3cm



U HARPAŞTA U CAPSTONE



$l < 150$
 $g < 40$
 $h < 10$
 d : min. 4.5cm



TERRAZO KARO AMBALAJ SEVKİYAT BİLGİLERİ

EBAT SEÇENEKLERİ	AĞIRLIK (kg/m ²)	PALET (m ²)	PALET (ADET)	TIR/KONTEYNER YÜKLEME 27 TON
İÇ MEKAN TEK TABAKALI TERRAZO KARO				
40 x 40 x 2.0 cm	50-52,5 kg	34,56m ²	15	518,40m ²
33 x 33 x 1.9 cm	50-52,5 kg	41,17m ²	12	494,04m ²
İÇ MEKAN / ÇİFT TABAKALI TERRAZO KARO				
40 x 40 x 2.7 cm	63,5-65,5 kg	26,88m ²	14	403,20m ²
30 x 30 x 2.8 cm	65-70 kg	32,40m ²	12	388,80m ²
DIŞ MEKAN / İKİ TABAKALI TERRAZO TRETUVAR KARO				
30 x 30 x 3.0 cm	80-85 kg	21,62m ²	15	324,30m ²
40 x 40 x 3.5 cm	85-90 kg	20,16m ²	15	302,40m ²
DIŞ MEKAN / WASHBETON TERRAZO KARO				
40 x 40 x 3.5 cm	82-85 kg	20,16m ²	15	302,4m ²
DIŞ MEKAN / HİSSEDİLEBİLİR YÜZEYLİ GÖRME ENGELLİ KARO				
30 x 30 x 3.0 cm	77-80 kg	21,60m ²	15	324m ²
40 x 40 x 3.9 cm	87-90 kg	18,88m ²	16	302,08m ²

NOT : Yukarıdaki bilgiler yaklaşık olarak verilmiş olup değişiklik gösterebilir.

Yükleme kapasiteleri kanunlarda belirtilen yüklemeler limitlerine ve araçların kapasitelerine, malzemelerin cinsine bağlı olarak değişebilir.

ÖZÇETE KARO AİT ÜRÜNLERİN TSE STANDARTLARIYLA KARŞILAŞTIRMALI BAZI TEKNİK ÖZELLİKLER

TS213-1 EN 13748-1 TERRAZO KAROLAR (İÇ MEKAN)			TS213-1 EN 13748-1 TERRAZO KAROLAR (DIŞ MEKAN)		
	STANDARD DEĞERİ	ÖZÇETE KARO DEĞERLERİ		STANDARD DEĞERİ	ÖZÇETE KARO DEĞERLERİ
EĞİLMEDE ÇEKME DAYANIMI	ORTALAMA >5,0 Mpa	6,5 Mpa	KIRILMA YÜKÜ	4 T (4,5MPa)	5 Mpa
AŞINMA DAYANIMI	ORTALAMA <25 mm	22,50 mm	KIRILMA DAYANIMI	2TT(4 Mpa)	4,5MPa
SU EMME (%'Sİ)	ORTALAMA <8 %	4.00%	AŞINMA DAYANIMI	ORTAL. <26mm	20 mm
YÜZEY PARLAKLIĞI	>30 GLOSS	38 GLOOS	SU EMME %'Sİ	ORTAL. <6 %	4.00%
			DONMA ÇÖZÜNME	SONUÇ <1 5	1%

TS EN 14843 ÖN DÖKÜMLÜ BETON MAMÜLLER (MERDİVENLER)

	STANDARD DEĞERİ	ÖZÇETE KARO DEĞERLERİ
DONATI Ç. ÇEKME DAYANIMI	ORTALAMA > C 30/37	45 Mpa
DONATI Ç. AKMA DAYANIMI	740 N/mm ²	850 N/mm ²
YÜK KAPASİTESİ / ŞARTI	Minimum > 550 N/mm ²	600 N/mm ²
SU EMME %'Sİ	Minimum > 150 KN/m ²	150 N/mm ²
YÜZEY PARLAKLIĞI	> 30 GLOSS	38 GLOOS

TÜM LABORATUAR TESTLERİMİZ TSE ANKARA İNŞAAT LABORATUARINDA (AKREDİTASYON KODU:AB-0001-T)YAPILMAKTADIR.

TERRAZO KARO KOLEKSİYONU STOKLAMA BİLGİLERİ

- Montaj ve taşıma sırasında; ürünlerimizin yüzeyine, kenar-köfle düzgünlüğüne dikkat edilmelidir.
- Homojen bir yapıya sahip olan ürünlerimizde, montaj sonrası zemindeki harç suyundan dolayı, yüzeyde renk farklılıkları ortaya çıkabilir. Malzeme kuruduktan sonra, gerçek renginin son halini görebilirsiniz.
- Taşıma esnasında, parlak yüzeyler birbirine yapıştırılarak taşınır ve dikey şekilde istiflenir.
- Cıvalı yüzeyin korunmasında ahşap talaşı kesinlikle kullanılmamalıdır.
- Paletli olan ürünlerimizi yağmur, toz v.b. dış etkenlerden korunmalıdır.
- Paletler istiflenirken üst üste 2 palet olmasına dikkat edilmelidir.
- Araç üzerindeki paletler öncelikle forklift kullanılarak indirilmelidir.





TERRAZZO TILE PACKAGING SHIPPING INFORMATION

SIZE OPTIONS	WEIGHT (kg/m ²)	PALET (m ²)	PALLETTE (Pcs)	TIR/CONTAINER LOADING INFORMATION
INTERIOR/SINGLE-LAYER TERRAZZO TILE				
40 x 40 x 2.0	50-52,5 kg	34,56m ²	15	518,40m ²
33 x 33 x 1.9 cm	50-52,5 kg	41,17m ²	12	494,04m ²
INTERIOR / DOUBLE-LAYER TERRAZZO TILE				
40 x 40 x 2.7 cm	63,5-65,5 kg	26,88m ²	14	403,20m ²
30 x 30 x 2.8 cm	65-70 kg	32,40m ²	12	388,80m ²
OUTDOOR / DOUBLE-LAYER TERRAZZO PAVEMENT TILES				
30 x 30 x 3.0 cm	80-85 kg	21,62m ²	15	324,30m ²
40 x 40 x 3.5 cm	85-90 kg	20,16m ²	15	302,40m ²
OUTDOOR / WASH CONCRETE TERRAZZO TILE				
40 x 40 x 3.5 cm	82-85 kg	20,16m ²	15	302,4m ²
OUTDOOR / TILE WITH SENSIBLE SURFACE FOR VISUALLY IMPAIRED				
30 x 30 x 3.0 cm	77-80 kg	21,60m ²	15	324m ²
40 x 40 x 3.9 cm	87-90 kg	18,88m ²	16	302,08m ²

Note: The information above is approximate only so is subject to variation.
Loading capacities may be subject to change depending on the applicable law; capacity of the vehicles.

SOME TECHNICAL PROPERTIES OF ÖZÇETE KARO TILES IN COMPARISON WITH TSE STANDARDS

TS213-1 EN 13748-1 TERRAZZO TILE (INDOOR)			TS213-1 EN 13748-1 TERRAZZO TILE (OUTDOOR)		
	STANDARD VALUE	ÖZÇETE KARO VALUE		STANDARD VALUE	ÖZÇETE KARO VALUE
TENSILE STRENGTH AGAINST BENDING	VALUE > 5,0 Mpa	6,5 Mpa	BREAKING LOAD	4 T (4,5MPa)	5 Mpa
ABRASION RESISTANCE	VALUE < 25 mm	22,50 mm	FRACTURE STRENGTH	2TT(4 Mpa)	4,5MPa
WATER ABSORPTION (%)	VALUE < 8 %	4,00%	ABRASION RESISTANCE	VALUE < 26mm	20 mm
SURFACE BRIGHTNESS	>30 GLOSS	38 GLOOS	WATER SUCTION %	< 6 %	4,00%
			FREEZE-THAW RESISTANCE	RESULT < %1 5	1%

TS EN 14843 PRECAST CONCRETE PRODUCTS (STAIRS)

	STANDARD VALUE	ÖZÇETE KARO VALUE
FITTINGS TENSILE STRENGTH	VALUE > C 30/37	45 Mpa
FITTINGS FLOW STRENGTH	740 N/mm ²	850 N/mm ²
LOAD CAPACITY/REQUIREMENT	Minimum > 550 N/mm ²	600 N/mm ²
WATER ABSORPTION (%)	Minimum > 150 KN/m ²	150 N/mm ²
SURFACE BRIGHTNESS	>30 GLOSS	38 GLOOS

ALL LABORATORY TESTS ARE MADE IN TSE'S CONSTRUCTION LABORATORY IN ANKARA
(ACCREDITATION CODE: AB-0001-T)

TERRAZZO TILE COLLECTION STOCKING INFORMATION

- It is important to show utmost care for the smoothness of the surface, borders and corners of our products.
- As our products have a homogenous structure, there could be some color differences due to the slurry water existing on the floor.
- You can see the final color of the product after it is dried.
- While products are transported, shiny surfaces are placed face-to-face and stacked vertically
- Wood shavings should never be used to protect the polished surface.
- Palletized products should be protected from rain, dust and other external factors.
- While pallets are stacked, at most 2 pallets can be put on top of each other.
- The pallets on the vehicle must first be unloaded by using a forklift.



BETON PARKE TAŞLARI PAVINGSTONE

YÜZEY ÇEŞİTLERİ SURFACE VARIETIES




KUMLAMALI SANDBLASTED

Kumlama: Değişik boyutlarda agregalarla (doğal granit, mermer, bazalt vb.) ve bağlayıcı olarak Portland çimento kullanılarak presleme yapıldıktan sonra çelik bilyeli kumlama makinesinde kumlanarak dekoratif olarak beton parke taşı üretilir.

Sanding: By using various sizes aggregates (natural granite, marble, basalt, etc) and cement as a binder, after pressing shot peeled and decorative paving stone produced.

Kumlmalı Yüzey Sandblasted Surface




BOYALI PAINTED

Boyalı : Değişik boyutlarda agregalarla (doğal granit, mermer, bazalt vb.) ve bağlayıcı olarak Portland çimento ve demir oksit boya presleme yapıldıktan sonra dekoratif olarak beton parke taşı üretilir.

Painted: By using various sizes aggregates (natural granite, marble, basalt, etc) and cement as a binder, after pressing shot peeled and decorative paving stone produced.

Boyalı Yüzey Painted Surface





BETON PARKE TAŞLARI / DÖRTGEN SERİSİ PAVINGSTONE / SQUARE SERIES



10x10 - 8x8
Küp Taş
Cube Stone



10x20
Prizma Taş
Prism Stone



20x20
Kare Taş
Square Stone



40x40
Kare Taş
Square Stone



20x40
Prizma Taş
Prism Stone

KÜP TAŞI CUBE STONE

En (W)	Boy (L)	Yükseklik (H)
10	10	6
10	10	8
8	8	6

PRİZMA TAŞI PRISM STONE


En (W)	Boy (L)	Yükseklik (H)
10	20	6
10	20	8
20	40	6

KARE TAŞI SQUARE STONE

En (W)	Boy (L)	Yükseklik (H)
20	20	6
20	20	8
40	40	6

RENK ALTERNATİFLERİ COLOR ALTERNATIVES

Boyalı Yüzey Painted Surface



Kumlamalı Yüzey Sandblasted Surface

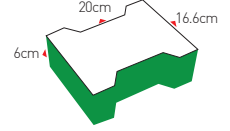
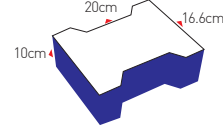
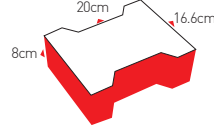


BETON PARKE TAŞLARI / DÖRTGEN SERİSİ
PAVINGSTONE / SQUARE SERIES





BETON PARKE TAŞLARI / AŞIK TAŞI PAVINGSTONE / KEYSTONE




AŞIK TAŞI KEYSTONE

En (W)	Boy (L)	Yükseklik (H)
16,5	20	6
16,5	20	8
16,5	20	10

RENK ALTERNATİFLERİ COLOR ALTERNATIVES

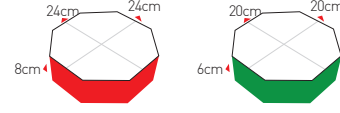

Boyalı Yüzey Painted Surface



Kuclamalı Yüzey Sandblasted Surface



BETON PARKE TAŞLARI / SEKİZGEN TAKIM PAVING STONE / OCTAGONAL SERIES




SEKİZGEN TAŞ OCTAGONAL

En (W)	Boy (L)	Yükseklik (H)
20	20	6
24	24	8

RENK ALTERNATİFLERİ COLOR ALTERNATIVES

Boyalı Yüzey Painted Surface

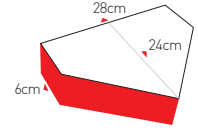
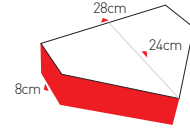


Kumlamalı Yüzey Sandblasted Surface





BETON PARKE TAŞLARI / ÜÇGEN TAŞ PAVING STONE / TRIANGLE STONE




ÜÇGEN TAŞI TRIANGLE STONE

En (W)	Boy (L)	Yükseklik (H)
28	23,7	6
28	23,7	8

RENK ALTERNATİFLERİ COLOR ALTERNATIVES

Boyalı Yüzey Painted Surface



Kumlama Yüzey Sandblasted Surface



BETON PARKE TAŞLARI / SİMETRİ TAŞI

PAVING STONE / SYMMETRY STONE




SİMETRİ TAŞI SYMMETRY SERIES STONE

En (W)	Boy (L)	Yükseklik (H)
13,2	33,2	6

RENK ALTERNATİFLERİ COLOR ALTERNATIVES

Boyalı Yüzey Painted Surface


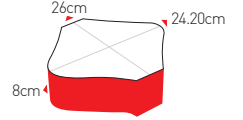
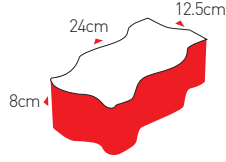


Kumlamalı Yüzey Sandblasted Surface





BETON PARKE TAŞLARI / S TAŞI / ELİPS TAŞ PAVING STONE / S STONE / ELIPS



STAŞI S STONE


En (W)	Boy (L)	Yükseklik (H)
24	12,5	8

ELİPS TAŞ ELIPS STONE

En (W)	Boy (L)	Yükseklik (H)
26	24,2	8

RENK ALTERNATİFLERİ COLOR ALTERNATIVES

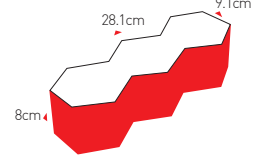
Boyalı Yüzey Painted Surface



Kumlamalı Yüzey Sandblasted Surface



BETON PARKE TAŞLARI / ÜÇ YILDIZ PETEK TAŞ PAVING STONE / THREE STAR HONEYBOARD STONE




ÜÇ YILDIZ TAŞ THREE STAR STONE

En (W)	Boy (L)	Yükseklik (H)
28,1	9,1	8

RENK ALTERNATİFLERİ COLOR ALTERNATIVES

Boyalı Yüzey Painted Surface



Kumlama Yüzey Sandblasted Surface





BETON PARKE TAŞLARI / BEGONİT PAVING STONE / BEGONIT STONE




BEGONİT TAŞ BEGONIT STONE

En (W)	Boy (L)	Yükseklik (H)
5,8-10,2	9	8

RENK ALTERNATİFLERİ COLOR ALTERNATIVES


Boyalı Yüzey Painted Surface



Kumlama Yüzey Sandblasted Surface

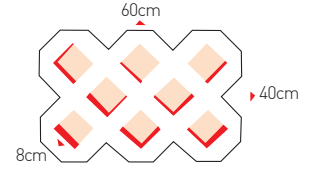


BETON PARKE TAŞLARI / BEGONİT
PAVING STONE / BEGONIT STONE






BETON PARKE TAŞLARI / ÇİM TAŞI PAVINGSTONE / GRASS STONE



En (W)	Boy (L)	Yükseklik (H)
40	60	8


RENK ALTERNATİFLERİ COLOR ALTERNATIVES

Boyalı Yüzey Painted Surface



BAZALT TAŞ BASALT STONE


İstenilen ölçülerde hazırlanmaktadır.
It is prepared according to the desired measurements



HAM
NATUREL

PATİNATOLU
BRUSHED

TARAMALI
HACHURE





BORDÜR VE OLUK TAŞI BORDER AND GROOVE STONE

Her türlü parke ile döşenebilen bordürler değişik renkleri ile beton parke taşlarının tamamlayıcı ürünüdür. Sanayi tesislerinde, iş merkezleri ve konutların çevrelerinde kullanılabilir.

All kinds of parquet flooring are complementary products of concrete paving stones with different colors. It can be used in industrial facilities, business centers and residential environments.

Presli kuru döküm Pressed dry casting



15x70 BORDÜR TAŞI
15x70 BORDER STONE

Alt Kalınlık (W1)	Üst Kalınlık (W2)	Yükseklik (H)	Uzunluk (L)
11	5,5	15	70



20x70 BORDÜR TAŞI
20x70 BORDER STONE

Alt Kalınlık (W1)	Üst Kalınlık (W2)	Yükseklik (H)	Uzunluk (L)
15	10	20	70



YAĞMUR OLUĞU
RAIN GROOVE STONE

Alt Kalınlık (W1)	Üst Kalınlık (W2)	Yükseklik (H)	Uzunluk (L)
25	25	10	20



20X50 BORDÜR TAŞI
20X50 BORDER STONE

Alt Kalınlık (W1)	Üst Kalınlık (W2)	Yükseklik (H)	Uzunluk (L)
15	10	20	50



30X50 BORDÜR TAŞI
30X50 BORDER STONE

Alt Kalınlık (W1)	Üst Kalınlık (W2)	Yükseklik (H)	Uzunluk (L)
30	30	15	50



30X50 KİLİTLİ BORDÜR TAŞI
30X50 BORDER STONE

Alt Kalınlık (W1)	Üst Kalınlık (W2)	Yükseklik (H)	Uzunluk (L)
30	30	15	50



20X60 BORDÜR TAŞI
20x60 BORDER STONE

Alt Kalınlık (W1)	Üst Kalınlık (W2)	Yükseklik (H)	Uzunluk (L)
12	12	20	60




KOT TAŞI
GRASS-PROTECTION STONE

Uzunluk(L)	En(W)	Yükseklik(H)
11	12	7-13

RENK ALTERNATİFLERİ COLOR ALTERNATIVES

Boyalı Yüze Painted Surface



Kumlama Sandblasted Surface



BORDÜR VE OLUK TAŞI BORDER AND GROOVE STONE

Sulu döküm Aqueous casting



15x75 BORDÜR TAŞI 15x75 BORDER STONE

Alt Kalınlık (W1)	Üst Kalınlık (W2)	Yükseklik (H)	Uzunluk (L)
11	5,5	15	75

20x70 BORDÜR TAŞI 20x70 BORDER STONE

Alt Kalınlık (W1)	Üst Kalınlık (W2)	Yükseklik (H)	Uzunluk (L)
15	10	20	70



30x70 BORDÜR TAŞI 30x70 BORDER STONE


Alt Kalınlık (W1)	Üst Kalınlık (W2)	Yükseklik (H)	Uzunluk (L)
15	12	30	70
18	15	30	70

BAZALT BORDÜR TAŞI BASALT BORDER STONE

Alt Kalınlık (W1)	Üst Kalınlık (W2)	Yükseklik (H)	Uzunluk (L)
10	7,5	15	50
10	7,5	20	50
10	7,5	25	50

RENK ALTERNATİFLERİ COLOR ALTERNATIVES

Boyalı Yüzey Painted Surface



(L) AYIRMA SINIR ELEMANI SEPARATION BORDER ELEMENT



Alt Kalınlık (W1)	Üst Kalınlık (W2)	Yükseklik (H)	Uzunluk (L)
30	12	40	40



PARK - BAHÇE ELEMANLARI PARK - GARDEN PRODUCTS

SINIR ÜRÜNLERİ BORDER PRODUCTS



DİK SINIR ELEMANI

VERTICAL BORDER ELEMENT

Çap (Ø) Yükseklik (H)
21 65



MANTAR SINIR ELEMANI

MUSHROOM BORDER ELEMENT

Çap (Ø) Yükseklik (H)
111-69 27,5-45



DEKORATİF BETON ÇEŞME

DECORATIVE CONCRETE FOUNTAIN

En (W) Boy (L) Yükseklik (H)
29 40 71



KARE ÇİÇEKLİK

SQUARE FLOWER BED

En (W) Boy (L) Yükseklik (H)
45 45 37



OVAL ÇİÇEKLİK

SQUARE FLOWER BED

En (W) Boy (L) Yükseklik (H)
40 80 42



DAİRESEL ÇİÇEKLİK

CIRCLE FLOWER BED

Çap (Ø) Yükseklik (H)
145 50

Çap (Ø) Yükseklik (H)
90 35


TORBALI MOZAİK MOZAIC AT SACK



DOLAMİTTAŞI DOLAMITE STONE




PARK - BAHÇE ELEMANLARI
PARK - GARDEN PRODUCTS



KUTU AĞAÇ DİBİ BORDÜR
SQUARE TREE BORDER ELEMENT

En (W)	Boy (L)	Yükseklik (H)	Taban eni (T)
70	70	15	11



DAİRESEL AĞAÇ DİBİ BORDÜR
CIRCULAR TREE BORDER ELEMENT

En (W)	Boy (L)	Yükseklik (H)
100	100	8



TEDAŞ TAŞI CONCRETE BLOCK

En (W)	Boy (L)	Yükseklik (H)
20	40	6



BETON OTURMA BANKI CONCRETE BLOCK

En (W)	Boy (L)	Yükseklik (H)
45	150	45



PRES TUĞLA
PRESS BRICK

E (W)	B (L)	Y (H)
10,2	21,5	6,5



HARMAN TUĞLA
PRESS BRICK

E (W)	B (L)	Y (H)
10,2	21,5	6,5



KAPLAMA TUĞLA
PRESS BRICK

E (W)	B (L)	Y (H)
1,5	21,5	6,5



TABAN TUĞLA
PRESS BRICK

E (W)	B (L)	Y (H)
10,5	21	4



AMBALAJ SEVKİYAT BİLGİLERİ

	Ad./m ²	Kg./m ²	Palet/m ²	Palet/Adet	TIR (27 ton) m ²
BETON PARKE TAŞ					
6 cm KİLİT TAŞI FORM IMPLANT* /HENKE*	35	140	12 m ² / 6,87	16 / 28	192 / 192,36
6 cm 20X20 KARE TAŞ	25	140	7,8	24	187,25
6 cm 10X20 PRİZMA TAŞ	50	140	6	31	186
6 cm 20X40 PRİZMA TAŞ	12,5	140	6,24	30	187,2
6 cm 10X10 KÜP TAŞ	100	140	5	37	185
8 CM KİLİT TAŞI FORM IMPLANT* /HENKE*	35	185	10,28 2 / 5,28	14 / 27	143,92 / 142,56
8 CM 20X20 KARE TAŞ	25	185	6	24	144
8 CM 10X20 PRİZMA TAŞ	50	185	6	24	144
8 CM 10X10 KÜP TAŞ	100	185	4	36	144

BORDÜR

	Ebat	Ad./mt	Kg./adet	Palet/Adet	Palet /adet	Adet
15X70 BORDÜR TAŞI	W:11-5,5	1,42	25	30	35	1050
20X70 BORDÜR TAŞI	W:15-10	1,42	45	20	29	580
20X50 BORDÜR TAŞI	W:15-10	2	32,5	20	40	800
20X60 BORDÜR TAŞI	W:12-12	1,6	33	30	26	780
30X50 BORDÜR TAŞI	W:15	2	50	15	35	525
30X70 BORDÜR TAŞI	W:12-15	1,42	67	15	26	390
30X70 BORDÜR TAŞI	W:15-18	1,42	81	15	21	315
YAĞMUR OLUĞU	20X25	5	9	96	30	2880

NOT : Yukarıdaki bilgiler yaklaşık olarak verilmiş olup değişiklik gösterebilir.

Yükleme kapasiteleri kanunlarda belirtilen yüklemeler limitlerine ve araçların kapasitelerine, malzemelerin cinsine bağlı olarak değişebilir.

***beton parke üretim yapılan makine**

TS 2824 EN 1338 BETON PARKE TAŞLARI			TS436EN1340 BETON BORDÜR TAŞLARI		
	STANDART DEĞERİ	ÖZÇETE KARO DEĞERLERİ		STANDART DEĞERİ	ÖZÇETE KARO DEĞERLERİ
EĞİLMEDE ÇEKME DAYANIMI	Ortalama >3,60 Mpa	5,0 Mpa	EĞİLMEDE ÇEKME DAYANIMI	3,5 Mpa	5,0 Mpa
AŞINMA DAYANIMI	<23 mm	20,0 mm	AŞINMA DAYANIMI	<23 mm	20,0 mm
ATEŞE DAYANIKLILIK	SINIF AL	(TS 213-1 EN 13748-1 için Kapsam Dışı]	ATEŞE DAYANIKLILIK	SINIF A1F	(TS 213-1 EN 13748 -1 için Kapsam Dışı]
RENGİN IŞIĞA DAYANIKLILIĞI	RENK DEĞİŞMEDİ	(TS 213-1 EN 137/48-1 için Kapsam Dışı]	RENGİN IŞIĞA DAYANIKLILIĞI	RENK DEĞİŞMEDİ	(TS 213-1 EN 13748 -1 için Kapsam Dışı]
SU EMME%'Sİ	Ortalama <6%	4.00%	SU EMME%'Sİ	Ortalama <6%	4.00%
DONMA ÇÖZÜNME	<1,0kg/m ²	0,6 kg/m ²	DONMA ÇÖZÜNME	<1,0kg/m ²	0,6 kg/m ²

TÜM LABORATUAR TESTLERİMİZ TSE ANKARA İNŞAAT LABORATUARINDA(AKREDİTASYON KODU:AB-0001-T) YAPILMAKTADIR. STOKLAMA BİLGİLERİ (BETON PARKE TAŞLARI]

- Paletli ve çemberli olan ürün, uygulama sahasında dış etkenlerden korunmalıdır.
- Maksimum 2 palet üst üste olmasına dikkat ediniz.
- Ürünlerimiz forklift kullanılarak indirilmelidir.

PACKAGING SHIPMENT INFORMATION

	Piece/m ²	Kg/m ²	Pallet/m ²	Pallet/Pcs	ARTICULETED LORRY 27 tonnes m ²
--	----------------------	-------------------	-----------------------	------------	---

PAVING STONE

6 cm KEYSTONE Form İmpiant* /Henke*	35	140	12 m ² / 6,87	16 / 28	192 / 192,36
6 cm 20X20 RECTANGLE STONE	25	140	7,8	24	187,25
6 cm 10X20 OCTAGON STONE	50	140	6	31	186
6 cm 20X40 OCTAGON STONE	12,5	140	6,24	30	187,2
6 cm 8x8 CUBE STONE	100	140	5	37	185

8 CM KEYSTONE Form İmpiant* / Henke*	35	185	10,28 2 / 5,28	14 / 27	143,92 / 142,56
8 CM 20X20 CUBE STONE	25	185	6	24	144
8 CM 10X20 OCTAGON STONE	50	185	6	24	144
8 CM 10X10 CUBE STONE	100	185	4	36	144

BOARDERS

ARTICULETED LORRY (27 tonnes)

	Size	Pcs./mt	Kg./Pcs	Pallet/Pcs	Pallet/Pcs	Pcs
15x70 BORDERS STONE	W:11-5,5	1,42	25	30	35	1050
15x75 BORDERS STONE	W:15-10	1,42	45	20	29	580
21x60 BORDERS STONE	W:15-10	2	32,5	20	40	800
20x70 BORDERS STONE	W:12-12	1,6	33	30	26	780
30X50 BORDERS STONE	W:15	2	50	15	35	525
30x70 BORDERS STONE	W:12-15	1,42	67	15	26	390
30x70 BORDERS STONE	W:15-18	1,42	81	15	21	315
YAĞMUR OLUĞU	20X25	5	9	96	30	2880

Note:The information above is approximate only so is subject to variation.

Loading capacities may be subject to change depending on the applicable law; capacity of the vehicles.

* interlocking block paving machine

TS 2824 EN 1338 CONCRETE PAVING STONE			TS436EN1340 BORDER STONE		
	STANDART VALUE	ÖZÇETE K ARO VALUE		STANDART VALUE	ÖZÇETE K ARO VALUE
FITTINGS TENSILE STRENGTH AVERAGE	>3,60 Mpa	5,0 Mpa	TEMSILA STRENGTH AGAINST BENDING	3,5 Mpa	5,0 Mpa
FITTINGS FLOW STRENGTH	<23 mm	20,0 mm	ABROSION RESISTANCE	<23 mm	20,0 mm
FIRE RESISTANCE CLASS	CLASS A1	(TS 213-1 EN 13748-1 Excluded	FIRE RESISTANCE CLASS	CLASS A1F	(TS 213-1 EN 13748 -1 Excluded
RESIST.OF COLOR TO LIGHT	COLOR NOT CHANGED	(TS 213-1 EN 137/48-1 Excluded	RESIST.OF COLOR TO LIGHT	COLOR NOT CHANGED	(TS 213-1 EN 13748 -1 Excluded
WATER ABSORPTION (%)	AVERAGE <6%	4.00%	WATER ABSORPTION (%)	AVERAGE <6%	4.00%
SURFACE BRIGHTNESS	<1,0kg/m ²	0,6 kg/m ²	FREEZING SOLUTION	<1,0kg/m ²	0,6 kg/m ²

ALL LABORATORY TESTS WILL BE CONSTRUCTED IN TSE ANKARA CONSTRUCTION LABORATORY (ACCREDITATION CODE: AB-0001-T).
STOCKING INFORMATION (CONCRETE PARQUET STONES)

- Palletized and rounded product should be protected from external factors in application area.
- Make sure that a maximum of 2 pallets are stacked on top of each other.
- Our products must be shipped using a forklift.



UYGULAMA FOTOĞRAFLARI APPLICATION VISUALS




UYGULAMA FOTOĞRAFLARI APPLICATION VISUALS





UYGULAMA FOTOĞRAFLARI APPLICATION VISUALS



UYGULAMA FOTOĞRAFLARI
APPLICATION VISUALS





UYGULAMA FOTOĞRAFLARI APPLICATION VISUALS



013



014



UYGULAMA FOTOĞRAFLARI APPLICATION VISUALS



015



016



017



018

UYGULAMA FOTOĞRAFLARI APPLICATION VISUALS





UYGULAMA FOTOĞRAFLARI APPLICATION VISUALS





UYGULAMA FOTOĞRAFLARI

APPLICATION VISUALS





UYGULAMA FOTOĞRAFLARI APPLICATION VISUALS








UYGULAMA FOTOĞRAFLARI APPLICATION VISUALS




029



030

UYGULAMA FOTOĞRAFLARI
APPLICATION VISUALS



031



032



UYGULAMA FOTOĞRAFLARI APPLICATION VISUALS



033



034

UYGULAMA FOTOĞRAFLARI

APPLICATION VISUALS





037

55



HAKKIMIZDA OUR FACTORY

Özçete Karo toplam 30.000 m² alanda son teknoloji ile donanmış üretim tesisine sahiptir.

Pres, kalibrasyon ve silim hatları ile;

650.000 m²/yıl terrazo karo | 120.000 mtül/yıl prekast elemanları,

700.000 m²/yıl beton parke taş | 350.000 mtül/yıl bordür üretmektedir.

Bünyemizde laboratuvarları ile kalite kontrole ve otomasyona dayalı bir çalışma sistemi izlemekte olan Özçete Karo,

Ar-Ge çalışmaları tecrübeli üretim ve idari kadrosu ile müşteri memnuniyeti odaklı çalışmaktadır.

Özçete Karo has a production facility equipped with the state-of-the-art technology with a total area of 30.000m² with its press, calibration and polishing lines, it produces,

650.000m²/year of Terrazzo Tiles; 120.000 linear meters/year of precast components;

700,000 m²/year of concrete paving stone and 350,000 linear meter/year of concrete kerb stone

Özçete Karo carries out its work with a system based on quality control and automation with its own laboratories and focuses on customer satisfaction with its production and administrative staff, which have extensive R&D experience.





📍 Dede Korkut Mah. İlbey Güneş Cad.
No:94 Yüreğir/**Adana** / **TURKEY**
☎ +90 322 **321 02 99** (Pbx)

📍 İncirlik Cumhuriyet Mah. Çimento Blv.
No:11/B-C İncirlik/Yüreğir/**Adana** / **TURKEY**
☎ +90 322 **332 97 25 -27**
☎ +90 322 332 93 70

✉ ozcete@ozcetekaro.com.tr
🌐 ozcetekaro.com.tr

